

# WORKSafe®

## RETRACTABLE TYPE FALL ARRESTER

### WSFAH210

**Instruction Manual**  
Read carefully the manual before use the equipment

EN 360:2002

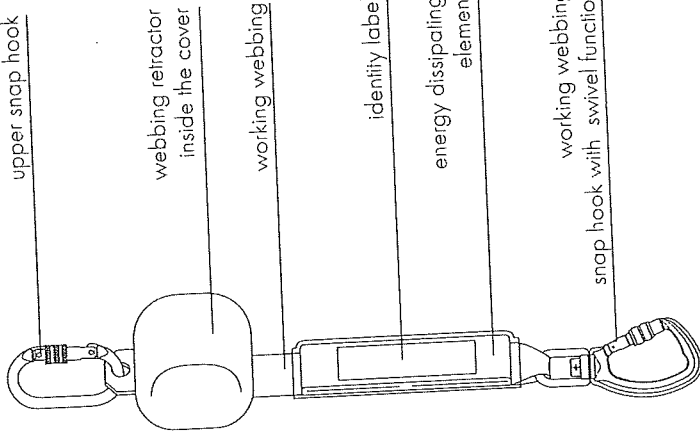
WSFAH210 is a retractable-type fall arrester device. The WSFAH210 is a component of the personal fall arrest equipment and complies with the standard EN360.

WSFAH210 is a retractable-type fall arrester device. The WSFAH210 is a component of the personal fall arrest equipment and complies with the standard EN360.

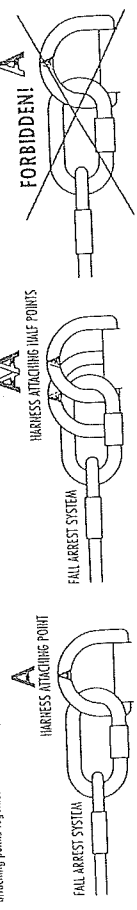
Maximal length of the device is 2,25 m.

#### BASIC EQUIPMENT

- upper snap hook - for attaching device to structural anchor point ;
- webbing retractor inside the cover;
- working webbing;
- energy dissipating element;
- working webbing snap hook.



a full body harness is the only acceptable body holding device that can be used in a fall arrest system. In full body harness use only attaching points marked with big letter "X" or a half of "X" means the necessity of attaching a fall arrest system to both attaching points together simultaneously. It is strictly forbidden to attach a fall arrest system to the single attaching point marked "A/2" or a half of "X". See drawings below.



the anchor device or anchor point for the fall arrest system should always be positioned, and the work carried out in such a way, as to minimize both the potential for falls and potential fall distance. The anchor device/point should be placed above the position of the user. The shape and construction of the anchor device/point shall not allowed to self-loading disconnection of the equipment.

Minimum static strength of the anchor device/point is 15 kN. It is recommended to use certified and marked structural anchor point complied with EN795.

It is obligatory to verify the free space required beneath the user at the workplace before each occasion of use the fall arrest system, so that, in the case of a fall, there will be no collision with the ground or other obstacle in the fall path. The required value of the free space should be taken from instruction manual of user equipment.

there are many hazards that may affect the performance of the equipment and corresponding safety precautions that have to be observed during equipment utilization, especially:

- falling or looping of lanyards or lifelines over sharp edges,
- any debris like cutting, abrasion, corrosion,
- climatic exposure,
- pendulum falls,
- extremes of temperature,
- chemical reagents,
- electrical conductivity,
- personal protective equipment must be transported in the package (e.g. bag made of moistureproof textile or foil bag or cover made of steel or plastic) to protect it against damage or moisture.

the equipment can be cleaned without causing adverse effect on the materials in the manufacture of the equipment. For textile products use mild detergents for delicate fabrics, wash by hand or in a machine and rinse in water. Plastic parts can be cleaned only with water. When the equipment becomes wet, other than being in use, or when due cleaning, it shall be allowed to dry naturally, and shall be kept away from direct heat. In metallic products some machine parts (spring, pin, hinge, etc.) can be regularly lightly lubricated to ensure better operation.

Other maintenance and cleaning procedures should be ordered to detailed instructions stated in the manual of the equipment.

personal protective equipment should be stored loosely packed, in a well-ventilated place, protected from direct light, ultraviolet degradation, damp environment, sharp edges, extreme temperatures and corrosive or aggressive substances.

IT IS THE RESPONSIBILITY OF THE USER ORGANIZATION TO REQUIRE THE IDENTITY CARD AND TO FILL IN THE DETAILS REQUIRED. THE IDENTITY CARD SHOULD BE FILLED IN BEFORE THE FIRST USE BY AN EQUIPMENT PERSON RESPONSIBLE IN THE USER ORGANIZATION FOR PROJECTING THE EQUIPMENT. ANY INDICATIONS ABOUT THE EQUIPMENT ARE OBLIGATORY TO BE OBSERVED DURING A WHOLE PERIOD OF EQUIPMENT UTILIZATION.

THE IDENTITY CARD SHOULD BE OBSERVED DURING A WHOLE PERIOD OF EQUIPMENT UTILIZATION. ALL RECORDS IN THE IDENTITY CARD CAN BE FILLED IN ONLY BY A COMPETENT PERSON.

IDENTITY CARD				
MODEL AND TYPE OF EQUIPMENT	REF. NUMBER			
SERIAL NUMBER	DATE OF MANUF.			
USER NAME				
DATE OF PURCHASE				
DATE OF PUTTING INTO OPERATION				
PERIODIC EXAMINATION AND REPAIR HISTORY				
DATE	REASON FOR PERIODIC EXAMINATION OR REPAIR	REPAIRS NOTED, REPAIRS CARRIED OUT AND OTHER RELEVANT INFORMATION	NAME AND SIGNATURE OF COMPETENT PERSON	PERIODIC EXAMINATION NEXT DUE DATE
1				
2				
3				
4				

EC type examination carried out by CETE APAVE SUDEUROPE, BP 193, 13322 Marseille, France - 0082

PDS International Pte Ltd., 10 Pandan Crescent, #05-03/04 (ll2); UE Tech Park, Singapore 128466

Tel: +65 6776 6200; Fax: +65 6778 2400



RETRACTABLE TYPE FALL ARRESTER Model No.: WSFAH210 EN 360:2002 CE 0082	Serial number: 5300000	Date of manufacture: 12.2008
<b>WORKSafe®</b>		
this equipment has to be used in vertical direction only		
trade mark of the device	number of the manufacturing series	monthly/year of the device manufacture
type of the device	marking of the manufacturer or distributor	
number / year of the European standard the equipment conform		
CE marking and number of a notified body		
controlling manufacturing of the equipment (art. 11)		
caution: read the manual		

#### ADMISSIBLE TIME OF USE




The fall arrester WSFAH210 can be used for 5 years counting from a date of putting the device into operation. After this period the device must be withdrawn from use to carry out manufacturer's detailed inspection.

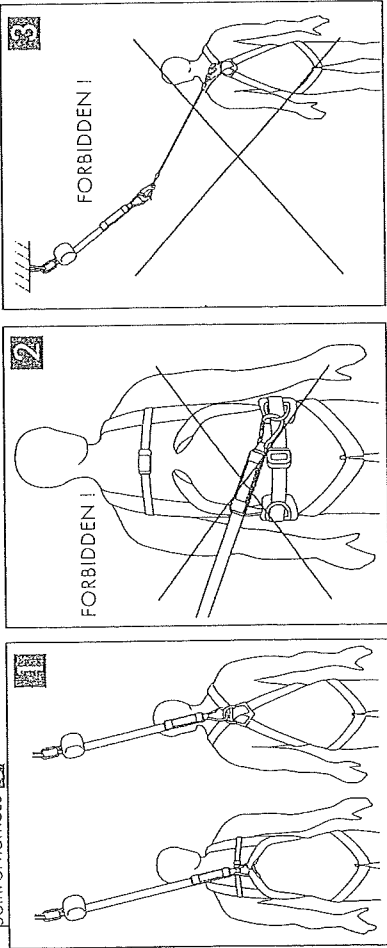
The manufacturer's inspection can be carried out by:

- manufacturer
  - or person recommended by manufacturer.
  - or company recommended by manufacturer.
- During this inspection will be established admissible time of the fall arrester use till next manufacturer's inspection.

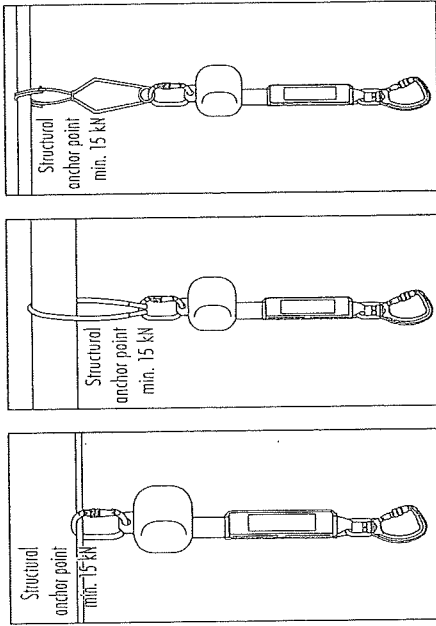
The fall arrester WSFAH210 must be withdrawn from use immediately and destroyed when it has been used to arrest a fall.

## CONNECTING THE WSFAH210 TO THE SAFETY HARNESS

- the working webbing snap hook must be connected to front or back attaching point of full body harness.
- The full body harness must comply with EN361 
- it is strictly forbidden to connect the WSFAH210 to the work positioning belt 
- it is strictly forbidden to add any additional element between the working webbing snap hook and attaching point of harness 



## CONNECTING THE WSFAH210 TO THE STRUCTURAL ANCHOR POINT



**ATTENTION!**  
THE SHAPE  
OF THE STRUCTURAL  
ANCHOR POINT  
SHOULD NOT LET  
SELF-ACTING  
DISCONNECTION  
OF THE DEVICE

## PRE-CHECK OF THE WSFAH210 PROPER ACTING

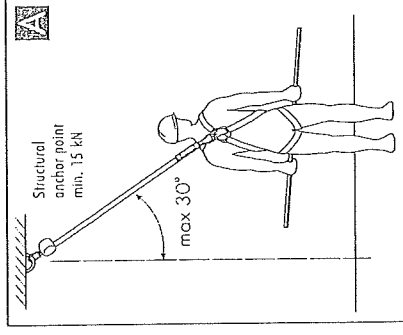
- before each use, a close visual examination of the retractor, retractor's cover, snap hooks, working webbing and dissipating element must be carried out in respect of mechanical, chemical and thermal defects. The user has to check the retractor acting by dynamic pulling the working webbing. The webbing should be blocked and stopped pulling out. After releasing the webbing, the retractor should pull in the webbing. The examination must be carried out by a person who is going to use the WSFAH210. In the case of any defect or doubt of correct condition of the WSFAH210, do not use the WSFAH210.

Using the WSFAH210, in connection with fall arrest system, must be compatible with manual instructions of the fall arrest systems and obligatory standards:

- EN361 - for the safety harness
- EN362 - for the connectors

During use the WSFAH210 must be protected from a contact with oils, acids, solvents, bases, open fire, hot metal drops and sharp edges. During working on the lattice constructions we should avoid interlacing the working webbing between the individual construction elements. We should avoid using the device in the dust-laden and greasy environment.

- structural anchor point to which will be connected the upper snap hook of WSFAH210 should be situated above working position and should have static resistance min. 15kN. The shape of the structural anchor point should not let self-acting disconnection of the device. It is recommended to use certified and marked structural anchor point complied with EN 795.
- free distance below the working surface has to be at least 2.6 m.
- Fall arrester WSFAH210 has to be used in vertical direction only. During moving of the worker, the working webbing deflection from the vertical line up to 30° is allowed - see the drawing A.



- WSFAH210 must be taken out of service and destroyed by a competent person after being used to arrest a fall.
- it is strictly forbidden to make any modifications to the WSFAH210 yourself.

**PERIODIC INSPECTIONS** - annual inspection must be carried out by a competent person. Whole parts of the WSFAH210: the retractor, snap hooks, webbing and energy dissipating element must be controlled in respect of mechanical, chemical and thermal defects. The result of inspection must be recorded in Identify Card.

## THE ESSENTIAL PRINCIPLES FOR USERS OF PERSONAL PROTECTIVE EQUIPMENT AGAINST FALLS FROM A HEIGHT

- personal protective equipment shall only be used by a person trained and competent in its safe use.
- personal protective equipment must not be used by a person with medical conditions that could affect the safety of the equipment user in normal and emergency use.
- a rescue plan shall be in place to deal with any emergencies that could arise during the work.
- it is forbidden to make any alterations or additions to the equipment without the manufacturer's prior written consent.
- any repair shall only be carried out by equipment manufacturer or his certified representatives.
- personal protective equipment shall not be used outside its limitations, or for any purpose other than that for which it is intended.
- personal protective equipment should be a personal issue item.
- before use ensure about the compatibility of items of equipment assembled into a fall arrest system. Periodically check connecting and adjusting of the equipment components to avoid accidental loosening or disconnecting of the components.
- before each use of personal protective equipment it is obligatory to carry out a pre-use check of the equipment, to ensure that it is in a serviceable condition and operates correctly before it is used.
- during pre-use check it is necessary to inspect all elements of the equipment in respect of any damages, excessive wear, corrosion, abrasion, cutting or increased scaling, especially take into consideration:
  - in full body harnesses and belts - buckles, adjusting elements, anchoring points, webbing, seams, loops;
  - in energy absorbers - attaching loops, webbing, zippers, seams, casing, connectors;
  - in steel lanyards or lifelines or guidelines - ropes, loops, ladders, connectors, adjusting elements;
  - in steel lanyards or lifelines or guidelines - cables, wires, clips, leashes, connectors, adjusting elements;
  - in retractable fall arresters - cable or webbing, retractor and brake proper acting, casing, energy absorber, connector;
  - in guided type fall arresters - body of the fall arrester, sliding function, locking gear acting, freets and screws, connector, energy absorber;
  - in connectors - main body, rivets, girth, locking gear acting.
- after every 12 months of utilization, personal protective equipment must be withdrawn from use to carry out periodical detailed inspection. The periodic inspection must be carried out by a competent person for periodic inspection. The periodic inspection can be carried out also by the manufacturer or his authorized representative.
- regular periodic inspections are essential for equipment maintenance and the safety of the user which depends upon the continued efficiency and durability of the equipment.
- during periodic inspection it is necessary to check the legibility of the equipment marking.
- it is essential for the safety of the user that if the product is re-sold outside the original country of destination the reseller shall provide instructions for use, for maintenance, for periodic examination and for repair in language of the country in which the product is to be used.
- personal protective equipment must be withdrawn from use immediately when any doubt arise about its condition for safe use and not used again until confirmed in writing by equipment manufacturer or his representative after carried out the detailed inspection.
- personal protective equipment must be withdrawn from use immediately and destroyed (or another procedures shall be introduced according detailed instruction from equipment manual) when it have been used to arrest a fall.